

# HD D-SUB / VIDEO CONNECTOR

R/A PCB MOUNT - STANDARD & VIDEO GRAPHICS CONNECTOR



## SPECIFICATIONS

### Material:

**Shell:** Steel, tin-plated  
**Insulator:** PBT, glass reinforced thermoplastic, rated UL 94V-0  
**Standard insulator color:** Black  
**HDVG option insulator color:** Blue  
**Contacts:** Phosphor Bronze  
**Hardware:** Brass, nickel plated

### Plating:

5 µin gold on contact area over 50 µin nickel underplate, gold flash on solder-pins

## ORDERING INFORMATION

choose one from each category as shown in sample below

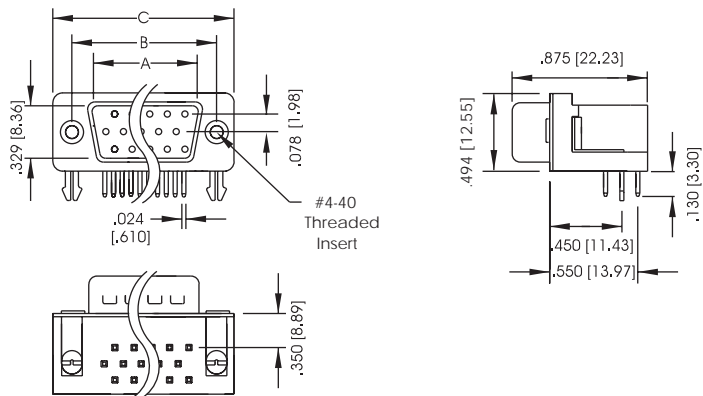
HDR		15P	Options (add as suffix to part number)
Series	Positions/ Gender		
HDR - HD D-Sub Right Angle PCB	<b>Plug:</b> 15P, 26P, 44P, 62P, 78P		<b>4</b> - Four Finger Board Lock <b>F</b> - Fixed Jackscrew <b>J</b> - Removable Jackscrew <b>E</b> - Ferrite Filter Attenuation Graph Pg.51
VGR - HD D-Sub Video Graphics Connector	<b>Socket:</b> 15S, 26S, 44S, 62S, 78S (VGR 15S only)		

### Electrical:

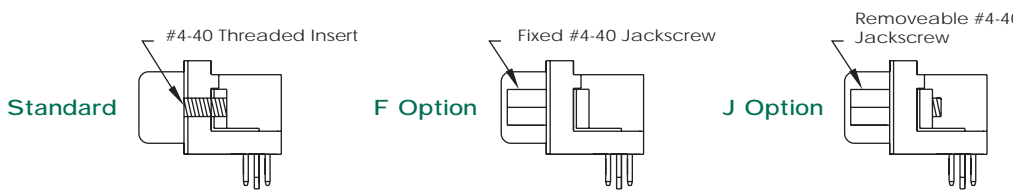
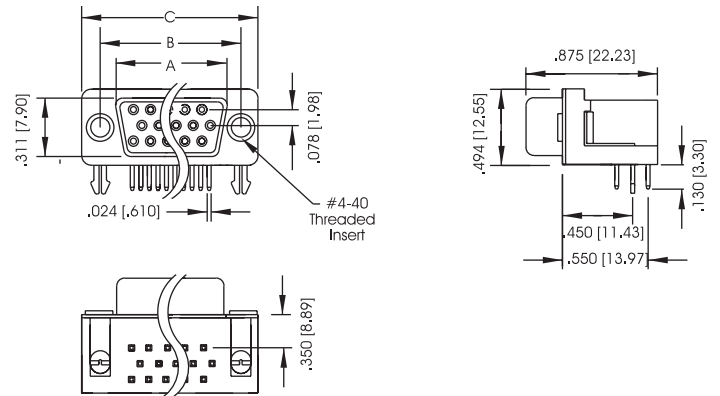
**Operation voltage:** 250 VAC max  
**Current rating:** 3 Amps max  
**Contact resistance:** 20 mΩ max  
**Insulation resistance:** 3000 MΩ min @ 1000 VDC between adjacent contacts (75° F and 50% R.H.)  
**Dielectric withstanding voltage:** 1000 VAC min rms (sea level)



## PLUG



## SOCKET



Unit: inch/mm

Dimensional						
Positions	A (Socket)	A (Plug)	B	C	D	E
15	.643 (16.33)	.666 (16.92)	.984 (24.99)	1.213 (30.81)	.277 (7.04)	.090 (2.29)
26	.971 (24.66)	.994 (25.25)	1.312 (33.32)	1.541 (39.14)	.271 (6.88)	.090 (2.29)
44	1.511 (38.38)	1.534 (38.96)	1.852 (47.04)	2.088 (53.04)	.271 (6.88)	.090 (2.29)
62	2.159 (54.84)	2.182 (55.42)	2.500 (63.50)	2.729 (69.32)	.276 (7.00)	.095 (2.41)
78	2.064 (52.43)	2.406 (61.11)	2.635 (66.93)	.300 (7.63)	.095 (2.41)	

